

Annual Plan/Long-Term Plan Workshop
ATTACHMENTS - UNDER SEPARATE COVER

Date: Tuesday 5 May 2026
Time: 10 am
Venue: Camellia Chambers, Civic Offices,
53 Hereford Street, Christchurch

TABLE OF CONTENTS NGĀ IHIRANGI	PAGE
2. Draft Annual Plan 2026/27	
A. Presentation (Thematic Analysis, Submissions Responses, Financial Update).....	3

Annual Plan 2026/2027

Workshop Tuesday 5th May

Agenda

- Thematic Analysis
- Submissions responses
- Financial Update
- Free Range – discussion and guidance

What is the thematic analysis?

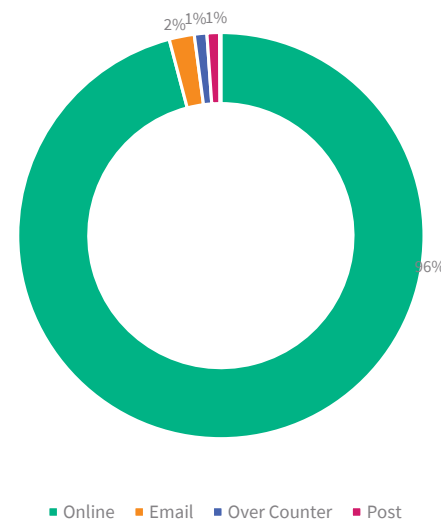
- The thematic is a summary of key topics and issues that submitters provided feedback on, the purpose is not to provide analysis on everything that submitters commented on.
- The written thematic analysis that supports this provides more detail and context.
- Based on the opinions of submitters, whether they are factually correct or not.

- *The information contained in this briefing is based on the feedback received through Christchurch City Council forms and channels only; it does not include any feedback received through the 'Stand Up for your Museum' campaign.*
- *An analysis of the feedback received on the Iconic Buildings will be delivered under separate cover.*

Who did we hear from?

- 1,710 submissions
 - Full Form: 55%
 - Short Form: 39%
- 9,861 individual submission points
- 147 groups/individuals spoke to the Council over 6 days of hearings.

Submitters	Number of Submitters	% of Submitters
Individuals	1,587	93%
Organisations	123	7%



Who did we hear from?

Community Board	Number of Submitters	% of Submitters	Ward	Number of Submitters	%* of Submitters
Not Stated*	25	2%	Not Stated	25	1%
Te Pātaka o Rākaihautū Banks Peninsula	78	6%	Banks Peninsula	78	5%
Waitai Coastal-Burwood-Linwood	180	13%	Burwood	53	3%
Waipuna Halswell-Hornby-Riccarton	177	13%	Cashmere	167	10%
Waimāero Fendalton-Waimairi-Harewood	242	18%	Central	120	7%
Waipapa Papanui-Innes-Central	284	21%	Coastal	64	4%
Waihoru Spreydon-Cashmere-Heathcote	382	28%	Fendalton	118	7%
Total	1,368	80%	Halswell	83	5%
			Harewood	75	4%
			Heathcote	152	9%
			Hornby	23	1%
			Innes	92	5%
			Linwood	63	4%
			Papanui	72	4%
			Riccarton	71	4%
			Spreydon	63	4%
			Waimairi	49	3%

4 May 2026

Who did we hear from?

Location	Number of Submitters	% of Submitters
Elsewhere in Canterbury	70	4%
Selwyn	25	1%
Waimakariri	26	2%
Hurunui	7	0.4%
Ashburton	6	0.4%
Timaru	6	0.4%
Elsewhere in New Zealand	19	1%
Auckland	4	0.2%
Buller	1	0.1%
Dunedin	2	0.1%
Grey	2	0.1%
Hauraki	1	0.1%
Invercargill	1	0.1%
Mackenzie	1	0.1%
Oamaru	1	0.1%
Southland	1	0.1%
Tasman	1	0.1%
Waimate	1	0.1%
Wellington	2	0.1%
Westland	1	0.1%

Location	Number of Submitters	% of Submitters
Outside of New Zealand	13	1%
Australia	2	0.1%
France	1	0.1%
Norway	1	0.1%
The Netherlands	1	0.1%
United Kingdom	7	0.4%
United States of America	1	0.1%

Why do we collect demographic information?

- Understand who we have heard from and who we haven't heard from
- Collected consistently across our engagement and research programmes
- Questions are consistent with info collected via the Census
- Helps us understand how representative submitters were of the wider population

Who did we hear from?

Age	Number of Submitters	% of Submitters	% of Population
Not Stated	179	10%	
Under 18 years	7	0.4%	20%
18 – 24 years	44	3%	11%
25 – 34 years	124	7%	16%
35 – 49 years	308	18%	19%
50 – 64 years	454	27%	18%
65 years and over	594	35%	16%

Ethnicity	Number of Submitters	% of Submitters	% of Population
NZ European	1,306	76%	70%
Māori	65	4%	11%
Pacific Peoples	8	0.5%	4%
Asian	45	3%	17%
Middle Eastern, Latin American & African	8	0.5%	2%
Other European	132	8%	7%
Other	73	4%	1%

4 May 2026

What did submitters tell us?

The Rates Proposal

Submitters were divided:

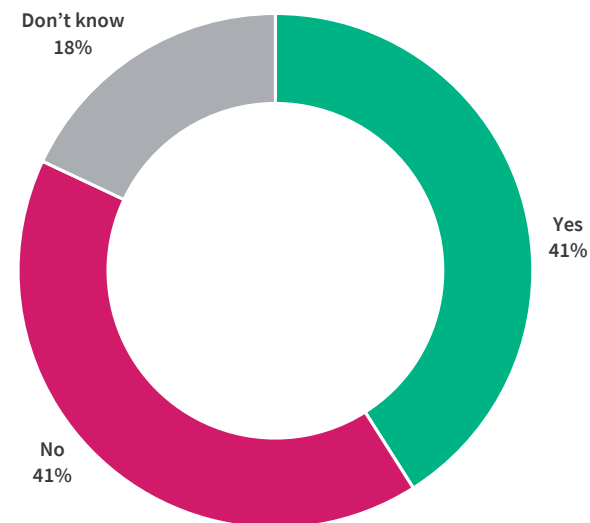
- Supporters acknowledged that the services they value come at a cost, prepared to pay if it means services that make Christchurch a great place to live are maintained.
- A level of acceptance that it is required in order to maintain assets, and support intergenerational equity.
- In some cases support was conditional.
- Stressed about cost of living pressures, called for increases more closely aligned with inflation.
- Supported a stronger focus on 'core services and infrastructure'.

A submitters age shaped their views on the rates proposal...

- Submissions from under 25s were dominated by 'don't know' responses
- Submitters 25 years and over had more formed views; the strongest opposition came from submitters aged between 35 – 64 years, for submitters over the age of 65 "yes" was the most common response.

Do you support our proposed average rates increase of 7.96% across all ratepayers and an average residential rates increase of 7.4%?

Total Submitters: 1430 (Full & short form)



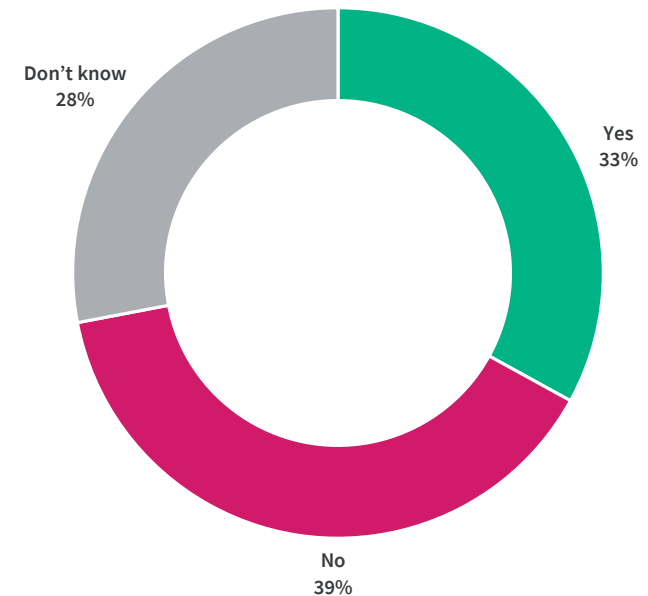
The Business Differential

Submitters expressed mixed views:

- Supporters generally agreed that changes to reflect the impacts of updated property values were fair and reasonable.
- Some supported changes that will ease the financial pressure businesses face.
- Opponents raised concerns around fairness, highlighting concerns that the change would result in households subsidising businesses.
- Often argued that businesses place more pressure on Council services, so it is reasonable to expect that they contribute more, and that businesses have more ability to offset rising costs.
- A smaller number suggested alternative options, such as further reducing the business differential to better balance the impacts across residential and business ratepayers.

Do you support our proposal to lower the differential paid by business property owners from 2.22 to 2.00 to keep the current overall proportion of rates paid by business and residential ratepayers the same?

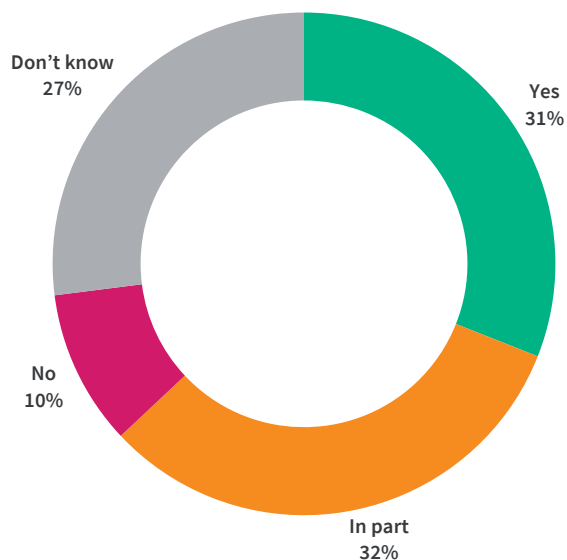
Total Submitters: 815 (Full form only)



Grants, Funding, Fees & Charges

Do you support the overall direction of our proposed changes to grants, funding, and fees/charges?

Total Submitters: 570 (Short form only)



Written feedback provided by submitters for this question has been integrated into the broader topic-based feedback to follow.

Fees & Charges

We asked submitters for feedback on our proposed changes to fees & charges. 154 submitters provided feedback.



Submitters who supported the proposed changes typically felt that the proposed changes were fair and reasonable.



Submitters who opposed were concerned that any increases may impact the accessibility of services for those who can not afford the new charges.



Some submitters supported a user-pays approach for services with clear private benefits, while others favoured a mixed funding model that recognises the wider public, social, and wellbeing value of core Council services such as libraries, recreation facilities, parks, and community spaces.

Alternatives proposed by some submitters included:

- Capping increases in line with inflation
- Reducing council operating costs to remove the need for higher fees and charges
- Offsetting any increases with reductions elsewhere (such as rates) to lessen the impact on households

Should services be funded by the service users, as opposed to all ratepayers?

Services commonly supported for user-pays

- Recreation & culture (e.g. pools, gyms, events, venue hire)
- Regulatory services (e.g. building/resource consents, licensing, development contributions)
- Some transport services (e.g. public transport, parking)
- Utilities & waste (e.g. commercial water use, rubbish collection)
- Non-resident/tourist use (including differential pricing)

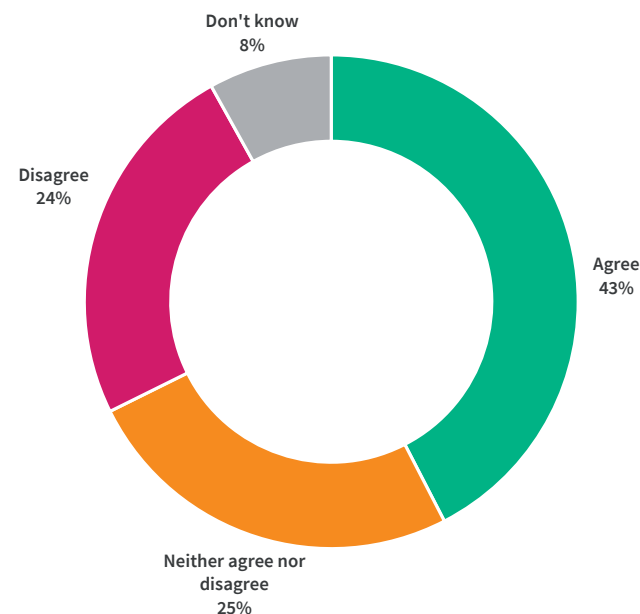
Services commonly opposed for user-pays

- Core community and social services (libraries, community hubs/programmes)
- Public spaces (parks, playgrounds)
- Essential infrastructure (roads, water, stormwater, flood protection)

...tension between user pays and wider community benefit.

To what extent do you agree or disagree that services should be funded by the service users, as opposed to all ratepayers?

Total Submitters: 809 (Full form only)



Disposal of Council Owned Land

While submitters provided a range of views, generally they were supportive:

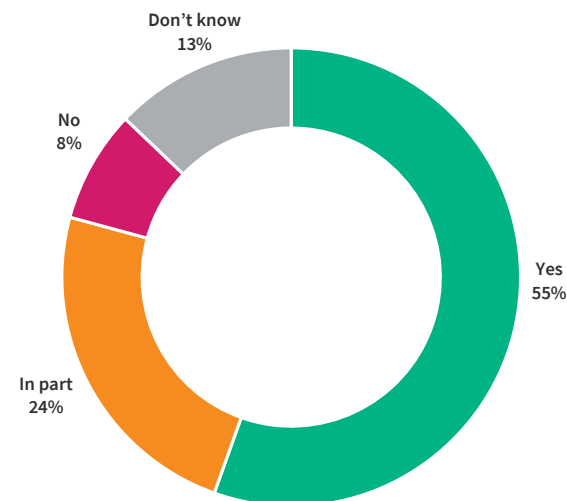
- Support for selling non-strategic land where there was no clear future need, particularly where proceeds could reduce debt, limit rates increases, or be reinvested in other priorities.
- Some submitters opposed land sales in principle, raising concerns about short-term financial motivations, insufficient consideration of future uses, and the need for greater transparency in disposal processes.
- Alternative uses such as leasing or community housing were suggested for some sites.

156 McCormacks Bay Road

- Strong calls for the Council to either retain the site in public ownership or transfer ownership to mana whenua.
- Submissions cited the site's history as a culturally significant urupā, as well as its archaeological and historical importance.

Do you support the Council selling these properties?

Total Submitters: 826 (Full form only)



Climate Resilience Fund



Submitters who supported proceeding with the planned increase emphasised the urgency of preparing for climate change, citing recent weather events and the need to continue prioritising adaptation.



Submitters who favoured pausing the planned increase focused on current household financial pressures and saw a temporary pause as a way to ease costs.

- Some submitters indicated a preference for the fund be wound down entirely, with climate work funded through standard Council processes.
- Other submitters signalled that they would be happy with a larger annual increase if it expedited climate related work.

Where a submitter lives in the city shaped their views...

- Submitters who live in the Cashmere, Heathcote, Central and Innes were more supportive of proceeding with the planned increase.
- Submitters who live in the Harewood, Fendalton and Halswell wards were relatively more inclined to favour pausing the increase.

Which option do you support for the Climate Resilience Fund?

Total Submitters: 844 (Full form only)

Response	Count	%
Continue with the planned 0.25% rates increase in 2026/27, and apply an additional 0.25% each year of the Long Term Plan	491	59%
Pause the planned 0.25% rates increase for 2026/2027, resuming contributions from 2027/2028	237	29%
Don't know	100	12%

Contestable Community Grants

Submitters were divided on the funding available for contestable community grants...



Organisations and individuals who supported providing \$7.12m in funding as planned emphasised the importance of maintaining the funding, noting that Council support is critical to sustaining services amid rising demand and delivers significant social value by supporting community cohesion, connectedness, and resilience.



Submitters who supported a reduction in the amount available cited household financial pressures, and a small number questioned whether providing community grants should be a core Council function at all.

Where a submitter lives in the city shaped their views...

- More submitters from the Central, Heathcote, Cashmere, and Innes wards supported providing \$7.12m in funding, as planned.
- There was more of a mix between provide as planned vs. reduce across the Burwood, Halswell, Fendalton, and Harewood wards.

Which option do you support for contestable community grants?

Total Submitters: 828 (Full form only)

Response	Count	%
Provide \$7.12 million in funding for contestable community grants in 2026/27, as planned	465	56%
Reduce the amount available in some contestable grant schemes by 5%, saving \$356,100 in 2026/27 and lowering the rates increase by 0.04%	259	31%
Don't know	104	13%

Environmental Partnerships Fund

...they were also divided on the funding available in the environmental partnerships fund, and provided similar feedback.



Supporters of the \$300,000 increase emphasised the value of the funding for environmental outcomes and the importance of continued investment, particularly in the context of climate change. They also highlighted the value that the groups who receive grants from this fund add, particularly relative to the funding that they receive.



Submitters who supported holding the funding available at the current level cited household financial pressures, and a small number questioned whether providing community grants should be a core Council function at all.

Where a submitter lives in the city shaped their views...

- Submitters from the Heathcote, Hornby, & Central wards showed a clearer appetite for increasing the amount available in the fund.
- Submitters from the Harewood, Halswell, and Fendalton wards leaned more towards holding the funding steady and reducing rates.
- Some wards (Coastal, Banks Peninsula, Papanui, Spreydon, & Waimairi) were almost squarely split down the middle, reflecting competing local views and priorities.

Which option do you support for the Environmental Partnerships Fund?

Total Submitters: 807 (Full form only)

Response	Count	%
Proceed with the planned \$300,000 increase to the Environmental Partnerships Fund	389	48%
Retain the funding in the Environmental Partnerships Fund at the current \$700,000 per year, reducing rates by 0.04% in 2026/27	311	38%
Don't know	107	13%

51 submitters made requests for additional grants and funding to be added to the 2026/27 annual plan.

- **Natural and adventure play spaces:** Funding to support the development of natural and adventure play spaces in the Eastern Suburbs.
- **Storm damage repair fund:** Establishment of a fund to repair damaged walking and cycling tracks following recent weather events.
- **Environmental and biodiversity programmes:** Ongoing or multi-year funding to support environmental and biodiversity initiatives, including tuna (eel) habitat programmes.
- **Community safety:** Increased funding for community patrols and neighbourhood safety initiatives, including additional CCTV cameras.
- **Arts and culture:** Increased funding for the arts, including screen canterbury, support for the Christchurch Art Gallery, public art, and performance spaces.
- **Heritage funding:** Restoration of heritage and arts funding, including the reinstatement of Heritage Incentive Grants and Intangible Heritage Grants.
- **Ferrymead Heritage Park:** Provision of an annual Council grant to the Ferrymead Heritage Park Trust.
- **Canterbury A & P Association (CAPA):** A one-off \$100,000 transition grant in 2026 to support the Association's financial recovery.
- **Information centres:** Ongoing funding support for volunteer-run information centres in Akaroa, Little River, and Lyttelton.
- **Local parks and reserves:** Funding for park and reserve projects, including:
 - Stanley Park Reserve Committee projects - \$55,470 (Year 3 of Triennium Plan)
 - Le Bons Bay Reserve – Stage 2 landscape works
 - Lyttelton Reserve Committee – \$10,000 per year for three years for weed management
- **Youth and wellbeing:** Increased funding for the Christchurch Youth Council, youth-friendly spaces, youth organisations, and mental health and wellbeing initiatives.
- **Rewi Alley Museum:** \$40,000 per year for the Rewi Alley Museum Charitable Trust to cover rent at the Old Municipal Chambers.

Capital Programme

Around 400 submitters provided feedback on specific aspects of the proposed programme or on capital spending more generally.

The feedback provided by submitters highlighted the diversity of residents' views and priorities regarding the allocation of capital funding.

While some broadly supported the proposal, others sought increased or reduced investment, or a reprioritisation of funding to other areas.

These views were shaped by personal values, lived experience, and, at times, frustration, and once again illustrate the challenge Council faces in balancing competing perspectives while delivering for the community as a whole.

General feedback on the proposed changes to the capital programme and capital spending highlighted:

- On one hand a large proportion of submitters generally supported the Council focusing on delivering core infrastructure well and adjusting the capital programme to a level that is achievable.
- On the other hand, some submitters wanted to see the Council increase capacity and deliver more capital than is currently planned and expressed concerns that deferring investment may create inequities for future generations.
- Submitters differed on what 'core infrastructure' means, with views ranging from a focus on roads and water services to resilience-building infrastructure.

Capital Programme | Transport

298 submitters provided feedback on the proposed transport capital programme

One person's 'nice to have'...

"Spend what is prudent or necessary to provide a healthy infrastructure service system. Cycleways are not a necessary part of this and should be stopped immediately."

"Spend nothing on cycleways or bus lanes."

"Roading projects are taking up far too much funding."

"Cycleways are a complete waste of money and are barely used as far as I can see - in fact I see a number of people cycling on the road right next to the cycleways! Also cycling in the city is a health hazard because of the vehicle exhaust."

"Stop wasting money on speed humps, raised intersection 'platforms', and costly over-engineered cycleways."

...is another person's 'must have';

"Current events highlight the need for continued investment in active and public transport infrastructure as a priority over roading and even sporting infrastructure."

"More spending on public transport and cycling please"

"Roads need to be repaired properly. Essential"

"Maintain the spending on cycleways. These are being used more and more. The network is becoming extensive - and if you bike at commuting time you can see how many people use bikes to get to and from work. This helps reduce road congestion."

"I strongly oppose the proposed cuts to transport access, environment and safety."

4 May 2026

Capital Programme | Three Waters

228 submitters provided feedback on the proposed transport capital programme

Strong overall support for continuing to invest in Three Waters infrastructure (228 submitters), with it widely seen as a top priority.

- Broad backing for the capital programme (94 submitters), with calls from some to protect or increase funding even if it means reallocating from other areas.
- Emphasis on the importance of safety, resilience, and maintaining service levels across water infrastructure.
- Urgent support for Christchurch Wastewater Treatment Plant upgrades (53 submitters), with strong calls to expedite replacement of fire-damaged infrastructure to reduce ongoing impacts for the local community and the broader city.

In summary?

Strong engagement, diverse views

Submissions reflected a wide range of priorities and values, reinforcing that community needs and expectations often compete.

Cost pressures vs service expectations

Views on rates, funding, and spending revealed clear tension between affordability concerns and maintaining valued services and assets.

Infrastructure is important, but priorities differ

Transport and three waters drew the most feedback, with broad support for core infrastructure but differing views on what should be prioritised and funded.

Balancing trade-offs is key

Final decisions will require careful balancing of competing perspectives while focusing on outcomes that matter to current residents, but also prepare the city for the future.

Financial Update

Projected Rates Increases

	2026/27	2027/28	2028/29
2026 Annual Plan Rates Increase	10.52%	9.11%	5.73%
Changes incorporated in the Draft Annual Plan (insurance, updated subvention receipts, Burwood Landfill extension, inhouse urban development, capital programme deliverability)	(2.56%)	(0.64%)	0.87%
2026/27 Draft Annual Plan	7.96%	8.64%	6.60%
Post Draft changes			
Council decisions	(0.04%)	0.01%	0.00%
External changes	0.05%	0.00%	0.00%
Internal changes	(0.15%)	0.19%	(0.06%)
Total Post Draft changes	(0.14%)	0.20%	(0.06%)
Projected Post Draft Annual Plan – 05 May 2026	7.82%	8.84%	6.54%

Projected Rates Increases

Council decisions	2026/27	2027/28	2028/29
Activated Sludge – 95% Aeration – additional opex	0.09%	0.00%	0.00%
Canterbury Museum – Capital grant	0.00%	0.01%	0.00%
Red Bus Site – Transferred from CCHL to Council	(0.12%)	0.00%	0.00%
Total Council decisions	(0.04%)	0.01%	0.00%

External changes	2026/27	2027/28	2028/29
Customer Closure – Loss of Trade Waste revenue	0.08%	0.00%	0.00%
Fendalton Customer Service Centre – NZ Post Shop closure	0.01%	0.00%	0.00%
Revaluation – Rates on Council owned properties	0.42%	0.00%	0.00%
Revaluation – City Capital Value Growth - Council owned properties	(0.46%)	0.00%	0.00%
Total External changes	0.05%	0.00%	0.00%

Projected Rates Increases

Internal changes	2026/27	2027/28	2028/29
Fuel Escalation Provision	0.15%	0.00%	0.00%
Libraries Electronic Resources (Saas) – move from capex to opex	0.13%	(0.01%)	(0.02%)
One NZ Stadium at Te Kaha – maintenance	0.00%	0.13%	(0.01%)
One NZ Stadium at Te Kaha – License revenue	0.00%	(0.11%)	(0.01%)
Treasury adjustments (Opening debt & interest rate)	(0.40%)	0.17%	(0.02%)
Minor changes	(0.03%)	0.01%	0.00%
Total Internal changes	(0.15%)	0.19%	(0.06%)

Subvention receipts

- There is potential for additional subvention receipts generated by the One New Zealand Stadium at Te Kaha from 2026/27 onwards. These receipts have not been incorporated into the Annual Plan as:
 - Council has not yet adopted a formal tax position.
 - The Council's tax position will require IRD review and approval.
 - There is a risk on the timing of cashflows, as Council will not receive the subventions until the IRD had approved the tax position, this may not occur until 2027/28.

Questions

