

2022 Christchurch City Council Triennial Elections

Jo Daly, Electoral Officer

Purpose of report

The purpose of this report is to provide an overview of the Christchurch City Council 2022 Triennial Local Government elections held on Saturday 8 October 2022.

This report contains statistical information from the Christchurch City Council elections, promotional and communication activity undertaken, and information relating to the 2022 local government elections in New Zealand.

Contents

Purpose of report	1
Contents	2
Legislation	3
Electoral Systems and Voting	3
Candidates.....	3
Electoral Rolls	3
Residential Electors.....	3
Non-resident ratepayer electors.....	4
Service Provider	5
Roll Scrutiny and Processing of voting documents during voting period	5
Voting.....	5
Special voting	6
Unpublished electoral roll.....	6
Voting returns	7
Informal and blank votes.....	7
Mayoralty election.....	8
Ngā Pōti ā-Taiohi - Youth Voting.....	8
Results.....	8
New Zealand Local Government Elections Voter Turnout.....	9
Promotion of Christchurch local elections	10
Introduction	10
Promotional activity	10
Accessibility	11
Website	11
Celect mobile app	12
Pre-election Report.....	12
Candidate information sessions and booklet	12
Costs	12
Examples of campaign creative	14
Appendix 1	16

Legislation

Local authority elections are conducted under the following legislation

- Local Electoral Act 2001 (the Act)
- Local Electoral Regulations 2001 (the Regulations)
- Local Government Act 2002
- Local Authorities (Members' Interests) Act 1968.

Local government elections are held by postal vote. Voting documents are posted to all electors on the final electoral roll.

Electoral Systems and Voting

Local government in New Zealand have the choice of two electoral systems, first past the post (FPP) and single transferable voting (STV).

In 2022 the Christchurch City Council and Environment Canterbury elections FPP was used.

On 10 March 2022 the Council resolved, under regulation 31 of the Local Electoral Regulations 2001, that the names of candidates at the 2022 triennial elections and any subsequent by-elections be arranged in random order.

Candidates

There were 157 candidates for the 54 positions for the Christchurch City Council. This is an increase of 14 candidates from 2019.

An election was held for all positions except:

- Two members representing the Fendalton ward of the Waimāero Fendalton-Waimairi-Harewood Community Board
- Two members representing the Papanui ward of the Waipapa Papanui-Innes-Central Community Board

The number of nominations for these positions did not exceed the number of vacancies and the four members for these positions were declared elected on 31 August 2022.

Electoral Rolls

Residential Electors

The Electoral Commission provide the residential electoral rolls used for local government elections. The Electoral Commission undertook a national enrolment/re-enrolment campaign during July and August 2022.

Council staff worked in partnership with the Electoral Commission in the planning and delivery of the local campaign, and throughout the entire election period to support enrolment activity and promotion of Christchurch elections.

On 12 August 2022, the date the electoral roll closed, the number of electors enrolled in Christchurch was 271,108. The number of enrolled electors by ward is detailed below:

Ward	Enrolled electors
Banks Peninsula	7,616
Burwood	17,412
Cashmere	19,849
Central	14,586
Coastal	18,649
Fendalton	18,362
Halswell	18,752
Harewood	19,056
Heathcote	19,456
Hornby	16,470
Innes	17,100
Linwood	16,353
Papanui	18,133
Riccarton	14,816
Spreydon	17,344
Waimairi	17,154
Total electors	271,108

This is an increase of 22,679 electors on the 248,429 electors on the final roll for the 2019 elections.

Residential electors not on the final electoral roll were able to enrol with the Electoral Commission up until 5pm on Friday 7 October and cast a special vote.

Non-resident ratepayer electors

Enrolled residential electors who own and pay rates on a property in another area to the area they reside in are entitled to enrol on the non-resident ratepayer roll and may be eligible to vote in some elections.

The ratepayer elector qualification entitles a ratepayer, or a nominated representative for a ratepayer (person or organisation) to cast a vote in some elections within the local authority election. Enrolment as a ratepayer elector is by application, and must be updated prior to each triennial election.

When the electoral roll closed on 12 August 2022 there were 408 electors or nominees enrolled on the non-resident ratepayer roll.

Ratepayer electors not on the electoral roll as at 12 August were able to enrol and request special voting documents up until the close of voting.

All persons enrolled on the ratepayer elector roll for the 2019 elections were sent a letter advising of the requirement to re-enrol as a ratepayer elector, and information on how to do so. All Council ratepayers received, with rates notices sent out in the first quarter of 2022, an insert or information on the ratepayer electoral roll and how to get further information and enrol.

The non-resident ratepayer enrolment national enrolment campaign coordinated by Taituarā - Local Government Professionals Aotearoa was supported by Council. The campaign included print, media and social media advertising nationally and locally to raise awareness of the non-resident ratepayer entitlement and encourage investigation and enrolment. Information on the entitlement and campaign was available and promoted on the Council website.

Service Provider

An independent election service provider, electionz.com, was engaged to provide election services to the Electoral Officer and the Council. This included the role of Deputy Electoral Officer, service provision, compilation of the non-resident ratepayer roll, vote processing and counting.

Roll Scrutiny and Processing of voting documents during voting period

Section 80 of the Act allows for an Electoral Officer to make a decision on the processing of votes before the close of voting. Early processing involves the opening and extracting of voting documents, roll scrutiny by checking for informal or duplicate votes, and the electronic capture of valid votes.

No tallying of voting was undertaken until after the close of voting. Vote processing is undertaken with strict security measures. Justices of the Peace observed all early processing and verified that all functions were undertaken correctly in full compliance of the Act and Regulations.

Voting

Local government elections are held by postal voting. Voting documents were posted to all electors on the final electoral roll from 16 September 2022.

Voting documents included elections for Christchurch City Council and Environment Canterbury.

Voting documents were able to be returned by post, or delivered to a ballot box at all open Council libraries and service centres throughout the voting period.

Special voting

Special voting documents were available from on request to any person who was not enrolled on the final electoral roll at 12 August 2022, did not receive or was not able to use the voting documents they received. Electors are to complete a statutory declaration when casting a special vote.

Special voting documents were issued from the following nine council locations, Monday to Friday from Friday 16 September until Friday 7 October:

- Akaroa Service Centre, 78 Rue Lavaud, Akaroa
- Beckenham Service Centre, 66 Colombo Street, Beckenham
- Christchurch City Council Civic Offices, 53 Hereford Street
- Fendalton Service Centre, 4 Jeffreys Road, Fendalton
- Hornby Service Centre, 2/8 Goulding Avenue, Hornby
- Linwood Service Centre, Eastgate Mall, first floor, Corner Buckleys Road and Linwood Avenue
- Lyttelton Service Centre, 18 Canterbury Street, Lyttelton
- Te Hāpua Halswell Service Centre, 341 Halswell Road, Halswell
- Shirley Service Centre, 36 Marshland Road, Shirley

On Saturday 8 October, special voting documents were available from the Christchurch City Council Civic Offices from 9am until the close of voting at noon.

Special voting documents were also available on request, by phone or email, and posted to electors throughout the voting period.

Special votes were issued to 3195 electors. Of those completed and returned before the close of voting 82% were allowed and included in the official count.

In 2019, 2256 special votes were issued to electors, 82% were allowed and included in the official count. The 2022 figure is an increase of 939 special votes issued.

Unpublished electoral roll

The Electoral Commission advised in July 2022 that there were 2829 persons enrolled on the unpublished electoral roll in the Christchurch City Council area. Provisions in the Electoral Act 1993 and the Local Electoral Act 2001 mean that these electors do not receive ordinary voting documents, they are sent a letter from the Electoral Commission advising them that they need to cast a special vote in local government elections and how to request special voting documents.

Of the 3191 special voting documents issued, 883 were issued to electors who indicated they were on the unpublished electoral roll. In 2019, 635 special votes were issued to unpublished electors.

Voting returns

The voter return for the 2022 elections was 43.31, being 117,405, excluding special votes.

The totals by ward are detailed below:

Ward	2022 %	2022 returns	2019 %	Difference %	2016 %
Banks Peninsula Ward	60.32%	4594	52.69%	7.63%	45.92%
Burwood Ward	44.49%	7747	40.89%	3.60%	36.25%
Cashmere Ward	53.40%	10599	48.85%	4.55%	45.15%
Central Ward	31.11%	4537	33.43%	-2.32%	30.30%
Coastal Ward	46.34%	8642	42.13%	4.21%	39.33%
Fendalton Ward	49.24%	9041	47.57%	1.67%	42.10%
Halswell Ward	48.42%	9080	44.58%	3.84%	42.22%
Harewood Ward	47.31%	9016	44.23%	3.08%	42.37%
Heathcote Ward	47.12%	9167	44.65%	2.47%	42.81%
Hornby Ward	36.97%	6089	37.54%	-0.57%	36.15%
Innes Ward	38.42%	6570	36.33%	2.09%	33.94%
Linwood Ward	34.45%	5634	33.23%	1.22%	33.07%
Papanui Ward	44.28%	8029	39.5%	4.78%	37.90%
Riccarton Ward	29.62%	4389	35.3%	-5.68%	32.49%
Spreydon Ward	38.23%	6631	37.63%	0.60%	35.28%
Waimairi Ward	44.60%	7651	41.56%	3.04%	39.09%
TOTAL	43.31%	117,416	41.13%	2.18%	38.34%

In 2019 the voter return was 41.13, being 102,233 votes, excluding special votes. In 2016 the voter return was 38.34%, being 92,488 excluding special votes.

Voting statistics for 2022 elections are available at:

https://www.electionz.com/LGE2022Returns/ELT60CH22_returns.htm

Informal and blank votes

In some instances votes cannot be counted. Informal votes are when the voter's intention is unclear. Blank votes are when the voter has left the issue completely blank.

Records are kept of informal and blank votes. Across all elections there were 560 informal votes and 11,779 blank votes.

In cases where the voter's intention was clear on a voting paper, even though the voting document may have been marked in a way which was different to instruction, the vote was allowed.

Mayoralty election

The voting return by ward for candidates for the mayoralty election is available and attached as Appendix 1 to this report.

Ngā Pōti ā-Taiohi - Youth Voting

The Ngā Pōti ā-Taiohi - Youth Voting initiative, run by Local Government New Zealand (LGNZ) is for tamariki aged between 11-15 years old (school years 7 to 10). Schools are able to register to receive information about local elections and resources to plan and run an election in their akomanga, classroom. It replicates the local authority elections taking place in each area. LGNZ has advised that Hillmorton High School registered for the programme.

In 2022 Ngā Pōti ā-Taiohi was promoted by the Council via the website, community communications and information provided to the Learning Through Action (LTA) Team

Results

The [Progress Result](#) for the elections were published at approximately 2.20pm on Saturday 8 October. These results included all votes processed up until the close of voting, but not votes in transit to the processing centre or special votes.

Candidates were contacted by phone and/or email with the progress results.

The [Preliminary Result](#) for the elections were published at approximately 3pm on Sunday 9 October. These included all votes received and counted but not all special votes.

The official [Declaration of Result](#) was released and published on Friday 14 October 2022.

There were changes to two successful candidates between progress and preliminary results. The candidates successful in the preliminary results were declared elected in the official results.

Following a successful application to the Courts a recount for the Innes ward Council position was held on 8 November. Following the recount, the Electoral Officer was required to issue an [Amended Declaration of Result](#) for the Innes ward Council position. This declaration confirmed election of the successful candidate for this position, but changed the tally of votes.

New Zealand Local Government Elections Voter Turnout

The final voter turnout across New Zealand for the 2022 local government election was 40.44%, a reduction of 1.76% from 42.2% in 2019. The average turnout rate of all councils, calculated by averaging total percentages was 45.62%.

Below is information compiled by LGNZ (Local Government New Zealand) on local government election voting statistics for the last five triennial elections. This information is available at:

<https://www.votelocal.co.nz/final-voter-turnout-results/>

The data is at 18 October 2022 and is an indicative figure. The final 2022 figure will not be confirmed until the Department of Internal Affairs has completed full analysis of the data provided by each council.

	2022	2019	2016	2013	2010
2022 National voter turnout %	40.44%	41.7%	42.0%	41.3%	49.0%

2022 Voter turnout % - Metro	2022 %	2019 %	2016 %	2013 %	2010 %
Auckland	35.5	34.8	38.5	34.9	51.0
Christchurch City	43.31	41.3	38.3	42.9	52.2
Dunedin City	48.21	46.9	45.2	43.1	53.0
Hamilton City	29.4	39.4	33.6	38.3	37.8
Hutt City Council	40.24	42.8	37.8	36.6	40.4
Nelson City	51.14	53.4	52.1	52.2	52.2
Palmerston North City	36.7	37.9	39.1	38.7	43.2
Porirua City	37.30	41	38	36.6	39.1
Upper Hutt City	43.15	43.9	41	40.8	44.3
Wellington City	43.27	41.2	45.6	41.5	40.0
Average Metro Turnout	40.82%	42.2%	40.87%	41.85%	48.25%

The 2022 turnout for metro councils was 40.82%, a decrease from 42.2% in 2019.

The turnout for provincial councils was 44.01%, a decrease from 48.40% in 2019. The turnout for rural councils was 49.31%, a decrease from 54.14% in 2019.

Promotion of Christchurch local elections

Introduction

The campaign for the 2022 elections took into consideration the requirements of legislation:

Local Government Act 2002, Responsibilities of a chief executive:

42(2)(ad) *facilitating and fostering representative and substantial elector participation in elections and pools held under the Local Electoral Act 2001;*

Local Electoral Act 2001, the principle to implement the following:

4(1)(aa) *fair and effective representation for individuals and communities:*

The campaign objectives and measures were to:

Increase the number of quality candidates to stand. *Measure: Attract at least 143 nominations*

Outcome: 157 candidates for the 54 positions. An increase of 14 candidates from 2019. All positions were filled or contested.

Increase voter turnout. *Measure: At least 45 % voter participation for Christchurch City*

Outcome: voter turnout 43.31%. Up 2.18% from 2019.

The campaign approach was focussed on sparking interest and raising awareness by creating material that was engaging, and easy to understand. While the campaign was aimed at all residents and citizens 18 years and over, there was a specific focus on encouraging participation from youth, Māori and Pacific peoples and ethnic minorities.

The campaign started in June 2022 and had three distinct phases – ‘Stand’, ‘Enrol’ and ‘Vote’.

Throughout the campaign Council staff worked in partnership with the Electoral Commission and Christchurch Youth Council in raising awareness and promoting the elections. This included attendance, presentations and meetings with schools and tertiary institutions.

Council staff also worked with neighbouring district councils to develop campaign materials with a consistent look and feel, that could be used across the region.

A Vote 2022 campaign was developed by LGNZ and Taituarā with some resources and branding material was made available to all councils. Information was used and incorporated in Council’s campaign and resources promoted via webpages. LGNZ also offered additional campaign collateral at a cost which Council did not use as it had developed its own collateral. Resources for candidates and on local government were promoted and shared with networks.

Council took part in the Taituarā national non-resident ratepayer campaign. This included a national advertising campaign across multiple channels, development of information distributed to all ratepayers, and a national free phone enquiry service.

Promotional activity

All phases of the campaign (Stand, Enrol and Vote) were promoted across the Council’s existing communications channels (for example, Newslines, website, social media, digital screens across Council offices, libraries and sport and recreation facilities, and e-newsletters) as well as print, radio, online and outdoor advertising. Outdoor advertising included electronic billboards, bus backs and posters. To target geographic areas where previously there has been low voter turnout, there was also digital signage in malls throughout the voting period.

Video content was developed for the Stand and Vote phases of the campaign. For the Stand phase, the videos featured retiring and past elected members with their views on being an elected member and representing their communities. For the Vote phase, videos focused on addressing the three key challenges to voting identified from the 2019 elections – lack of interest, not having enough time, and being too busy. Along with promotion on Council channels, Facebook and Instagram, the Vote videos were shared with UCSA, Lincoln Student Association, Ara Student Association, Christchurch Youth Council and Council libraries.

During the campaign, Council staff engaged with stakeholders and the community to promote and raise awareness of local government elections, and to provide information on participating. Campaign material, including video, posters and flyers, was provided to community groups and representatives on request, distributed by the Electoral Commission, and made available at Council facilities. It was also sent to stakeholder organisations, including other local councils, Te Whatu Ora - Canterbury DHB, University of Canterbury, Ara Institute and Lincoln University. Information on the elections was subsequently incorporated in staff and student communications. Council staff and the Electoral Officer also attended student events, presented at schools, and met with tertiary and youth representatives, and provided support to their initiatives and promotions.

Accessibility

Information was available on the elections webpages in large print format, audio, sign language and Te Reo Māori. Google translate was used to provide information in different languages. Enrolment material was also available in multiple languages.

Candidate profile information and photos were made available on the website in html format and on the Celect app in early September (two weeks ahead of the voting period).

Candidates and electors who were not able to complete election documents independently were able to contact the Electoral Officer to make arrangements for an electoral official to assist them.

Website

Regardless of the phase of the campaign (Stand, Enrol or Vote), all material had a ‘call to action’ directing people to ccc.govt.nz/elections. QR codes on campaign material also directed people to the elections webpages and Celect app.

The Council elections webpages contained clear information for the public, candidates and electors, including information on special voting and ballot box locations.

Election banners, tiles and messaging were promoted across the Council’s websites.

Google analytics for the elections webpages shows a significant increase from 2019 in the sessions and visitors to election webpages:

1 July – 4 October 2022	2022 Election	2019 Election	Increase
Sessions	51,770	6,117	746.33%
New Sessions	61.79%	37.45%	64.97%
New Users	31,987	2,291	1,296.20%
Page Views	69,607	15,223	357.25%
Unique Page Views	58,997	10,761	448.25%
Average Time on Page	00:02:02	00:00:35	349.99%

Celect mobile app

The Council's free Celect mobile app was introduced in 2016 and refreshed for the 2019 and 2022 elections. In 2022 it included details about the elections for Christchurch City Council and Environment Canterbury.

Through the app people could browse and shortlist candidates, identify the ward they live in, find out how and when to vote and get notifications about election dates and results.

Candidate profile statements and photos for Mayor, Christchurch City Council and Community Board, and Environment Canterbury candidates were made available on the app in early September 2022.

In 2022 there were 901 new downloads of Celect.

Pre-election Report

The big issues in Christchurch and Banks Peninsula: Pre-election report 2022, was prepared and published on 1 August 2022 to provide information to promote public discussion about the issues facing the Council. The [Pre-Election Report](#) was available to candidates and the public online, at Council libraries, services centres, electoral office at Te Hononga Civic Offices and on request.

Candidate information sessions and booklet

Two candidate information sessions were held on 22 June and 30 June. Thirty people attended these sessions. This was a reduction from the 50 attendees at the sessions in 2019.

Presentation information and documentation from the sessions was made available in the candidate section of the website and provided to candidates on request.

A comprehensive candidate information booklet was available to candidates and interested parties online and from the electoral officer. Sections were published independently on the website with references to supporting information.

The candidate information booklet included information about Policy Local, the local elections version of Policy.nz. Policy Local aimed to provide an information source about local election candidates during the triennial elections. The booklet included information and contacts relating to the questionnaire Policy Local sent to candidates for all council elections.

Costs

The external promotional budget used for the 2022 elections was approximately \$65,086. In house online and promotional activity for local elections was also undertaken by Council staff and on Council premises, with costs met from operational budgets.

The campaign also utilised internal resources, existing networks and relationships, and this with negotiation of costs, resulted in savings across external advertising.

While the promotional budget for 2022 was less than what was spent in 2019, the results (both in terms of overall engagement in the campaign and voter turnout) were better, due in part to careful monitoring of all activity in market to see what was working. Tactics were adjusted accordingly to drive engagement. Engaging campaign material featuring people that resonated with different audiences, and the use of video to push out the 'vote' message, also helped to bring personality to the campaign and drive engagement.

Costs relating to public notification and the national ratepayer campaign were not included in the promotional budget.

For 2022 external promotional costs were:

Christchurch City Council 2022 Local Elections Campaign	Costs
Outdoor advertising (billboards, bus panels, posters)	\$25,064
Print advertising	\$11,231
Radio advertising	\$9,771
Online advertising	\$13,460
Campaign development and photoshoot	\$3,560
Printing costs (approx)	\$2,000
Total external campaign cost	\$65,086

For 2019 promotional costs were:

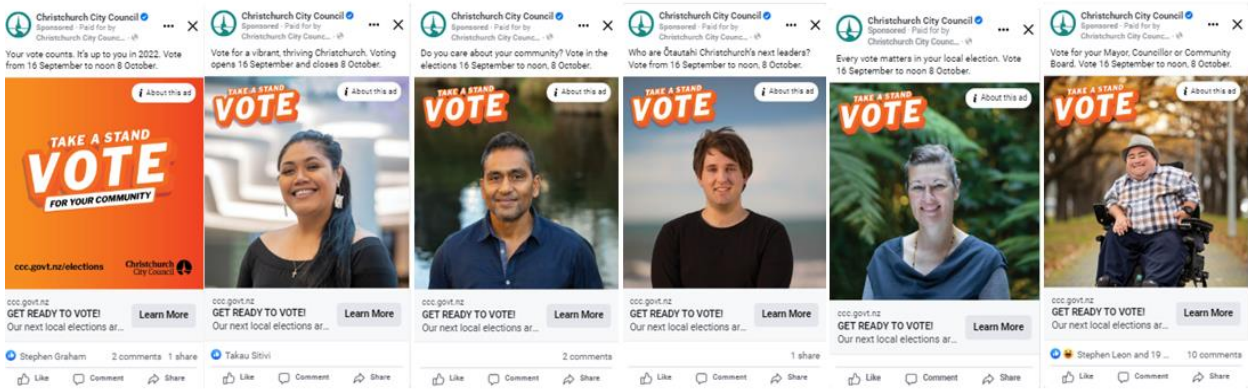
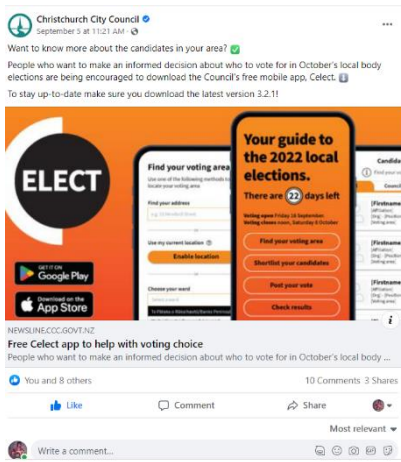
Christchurch City Council 2019 Local Elections Campaign	Costs
Outdoor advertising (billboards, bus panels, posters)	\$20,364
Print advertising	\$12,447
Radio advertising	\$10,932
Online advertising	\$25,256
Equip candidate pack via LGNZ	\$2,500
Campaign development and photoshoot	\$6,530
Printing costs (approx.)	\$1000
Last push additional advertising	\$13,220
Total campaign cost	\$92,249

For the two previous elections, overall promotional budgets are as below:

- 2016 - \$90,181
- 2013 - \$87,184

Examples of campaign creative

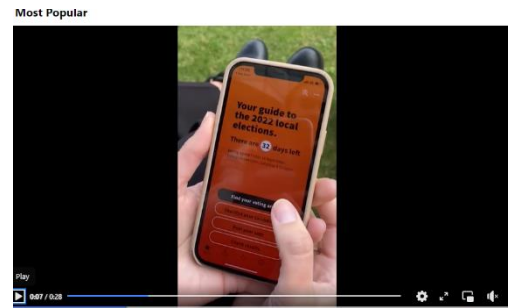

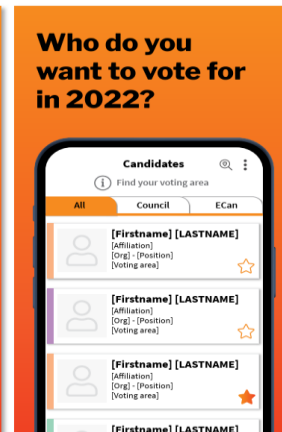
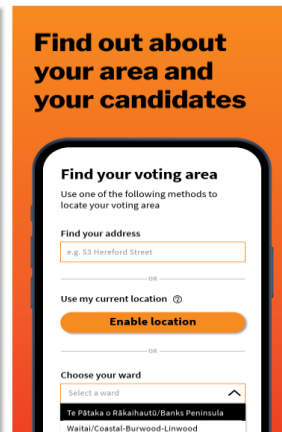
Online



Print



Posters and ballot boxes



Get in before the rush and vote! Don't leave it to the last minute to make your vote count. Time is running out! Get your vote in the post or ballot box before voting closes noon, 8 October. Visit ccc.govt.nz/elections#votetoday... Get in before the rush and vote! Don't leave it to the last minute to make your vote count. Time is running out! Get your vote in the post or ballot box before voting closes noon, 8 October. Visit ccc.govt.nz/elections#votetoday...

Appendix 1

Christchurch City Council 2022 Triennial Elections

Mayoralty election - votes received by ward

Candidate	Ward	Votes Received
Phil MAUGER	1 Harewood Ward	5006
	2 Waimairi Ward	3185
	3 Papanui Ward	3857
	4 Fendalton Ward	4219
	5 Innes Ward	2881
	6 Burwood Ward	5029
	7 Coastal Ward	5387
	8 Hornby Ward	3004
	9 Halswell Ward	4089
	10 Riccarton Ward	1497
	11 Spreydon Ward	2355
	12 Central Ward	1569
	13 Cashmere Ward	3625
	14 Linwood Ward	2800
	15 Heathcote Ward	3581
	16 Banks Peninsula Ward	1485
	Total	53569
David MEATES	1 Harewood Ward	3259
	2 Waimairi Ward	3686
	3 Papanui Ward	3364
	4 Fendalton Ward	4410
	5 Innes Ward	3015
	6 Burwood Ward	2073
	7 Coastal Ward	2443
	8 Hornby Ward	2007
	9 Halswell Ward	3953
	10 Riccarton Ward	2214
	11 Spreydon Ward	3289
	12 Central Ward	2292
	13 Cashmere Ward	6210
	14 Linwood Ward	1793
	15 Heathcote Ward	4816
	16 Banks Peninsula Ward	2474
	Total	51298
Mark CHIRNSIDE	1 Harewood Ward	306
	2 Waimairi Ward	343
	3 Papanui Ward	323
	4 Fendalton Ward	226
	5 Innes Ward	276
	6 Burwood Ward	197
	7 Coastal Ward	239

8 Hornby Ward	294
9 Halswell Ward	405
10 Riccarton Ward	283
11 Spreydon Ward	343
12 Central Ward	279
13 Cashmere Ward	378
14 Linwood Ward	273
15 Heathcote Ward	325
16 Banks Peninsula Ward	183
Total	4673

Carl BROMLEY

1 Harewood Ward	173
2 Waimairi Ward	137
3 Papanui Ward	147
4 Fendalton Ward	112
5 Innes Ward	156
6 Burwood Ward	185
7 Coastal Ward	194
8 Hornby Ward	246
9 Halswell Ward	246
10 Riccarton Ward	136
11 Spreydon Ward	195
12 Central Ward	158
13 Cashmere Ward	202
14 Linwood Ward	263
15 Heathcote Ward	173
16 Banks Peninsula Ward	84
Total	2807

THE WIZARD OF NZ

1 Harewood Ward	135
2 Waimairi Ward	124
3 Papanui Ward	155
4 Fendalton Ward	88
5 Innes Ward	133
6 Burwood Ward	145
7 Coastal Ward	212
8 Hornby Ward	179
9 Halswell Ward	148
10 Riccarton Ward	105
11 Spreydon Ward	187
12 Central Ward	161
13 Cashmere Ward	144
14 Linwood Ward	234
15 Heathcote Ward	175
16 Banks Peninsula Ward	149
Total	2474

Nikora NITRO

1 Harewood Ward	49
2 Waimairi Ward	44
3 Papanui Ward	76
4 Fendalton Ward	44
5 Innes Ward	52

6 Burwood Ward	65
7 Coastal Ward	60
8 Hornby Ward	73
9 Halswell Ward	59
10 Riccarton Ward	56
11 Spreydon Ward	101
12 Central Ward	50
13 Cashmere Ward	67
14 Linwood Ward	124
15 Heathcote Ward	77
16 Banks Peninsula Ward	38
Total	1035

Peter WAKEMAN

1 Harewood Ward	46
2 Waimairi Ward	61
3 Papanui Ward	57
4 Fendalton Ward	35
5 Innes Ward	40
6 Burwood Ward	46
7 Coastal Ward	61
8 Hornby Ward	108
9 Halswell Ward	93
10 Riccarton Ward	42
11 Spreydon Ward	61
12 Central Ward	57
13 Cashmere Ward	79
14 Linwood Ward	54
15 Heathcote Ward	64
16 Banks Peninsula Ward	60
Total	964

Drucilla KINGI-PATTERSON

1 Harewood Ward	55
2 Waimairi Ward	47
3 Papanui Ward	49
4 Fendalton Ward	42
5 Innes Ward	38
6 Burwood Ward	34
7 Coastal Ward	59
8 Hornby Ward	76
9 Halswell Ward	47
10 Riccarton Ward	37
11 Spreydon Ward	72
12 Central Ward	57
13 Cashmere Ward	41
14 Linwood Ward	68
15 Heathcote Ward	39
16 Banks Peninsula Ward	39
Total	800

Sam PARK

1 Harewood Ward	31
2 Waimairi Ward	48
3 Papanui Ward	34

4 Fendalton Ward	26
5 Innes Ward	15
6 Burwood Ward	15
7 Coastal Ward	28
8 Hornby Ward	49
9 Halswell Ward	78
10 Riccarton Ward	48
11 Spreydon Ward	28
12 Central Ward	22
13 Cashmere Ward	10
14 Linwood Ward	19
15 Heathcote Ward	10
16 Banks Peninsula Ward	18
Total	479

Tubby HANSEN

1 Harewood Ward	10
2 Waimairi Ward	28
3 Papanui Ward	10
4 Fendalton Ward	15
5 Innes Ward	22
6 Burwood Ward	13
7 Coastal Ward	23
8 Hornby Ward	28
9 Halswell Ward	28
10 Riccarton Ward	10
11 Spreydon Ward	32
12 Central Ward	12
13 Cashmere Ward	16
14 Linwood Ward	15
15 Heathcote Ward	26
16 Banks Peninsula Ward	5
Total	293

Stephen JELLEY

1 Harewood Ward	15
2 Waimairi Ward	15
3 Papanui Ward	19
4 Fendalton Ward	8
5 Innes Ward	14
6 Burwood Ward	14
7 Coastal Ward	15
8 Hornby Ward	20
9 Halswell Ward	19
10 Riccarton Ward	18
11 Spreydon Ward	21
12 Central Ward	13
13 Cashmere Ward	8
14 Linwood Ward	17
15 Heathcote Ward	19
16 Banks Peninsula Ward	2
Total	237